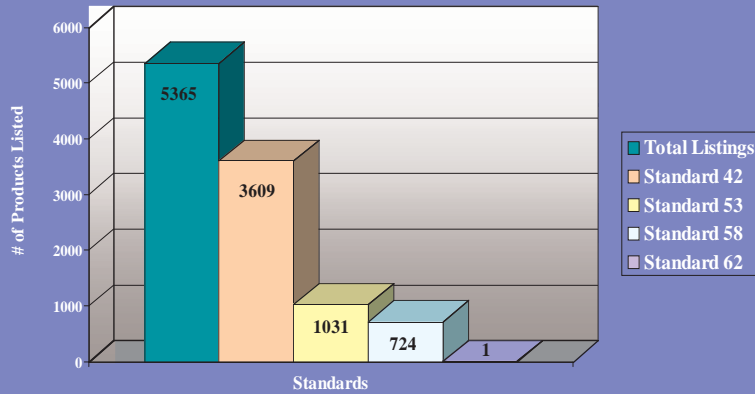


# Multi-Pure's Superior Performance Confirmed by Testing and Certification

The effectiveness of any drinking water treatment device is measured by the performance of its filter. NSF testing in accordance with NSF/ANSI standards provides the consumer with the highest level of assurance that certified products will perform as claimed. A close review of NSF Listings shows that Multi-Pure's solid carbon block filters are the most effective for reducing a broad spectrum of contaminants of aesthetic as well as health concern.

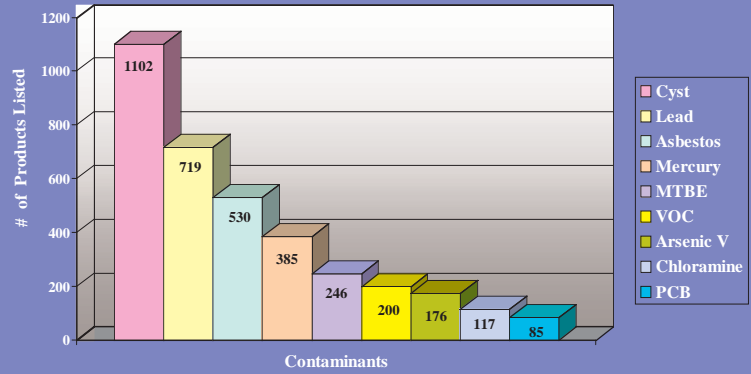
## NSF Listings by Standard



NSF Online Listings  
February 12, 2008

### Chart A

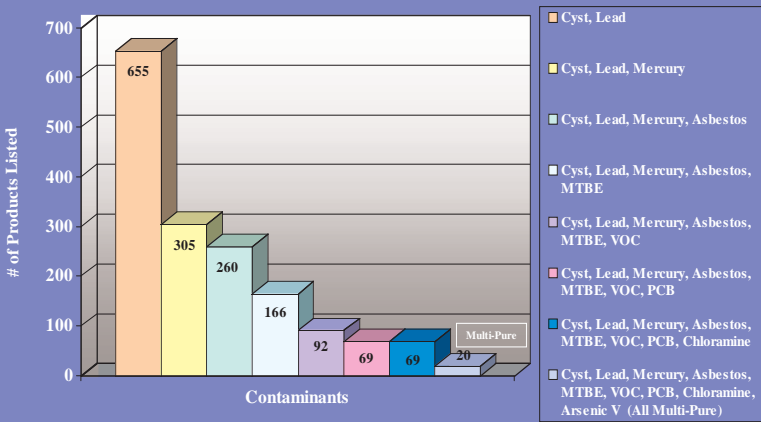
## NSF Listings by Single Contaminant



NSF Online Listings  
February 12, 2008

### Chart B

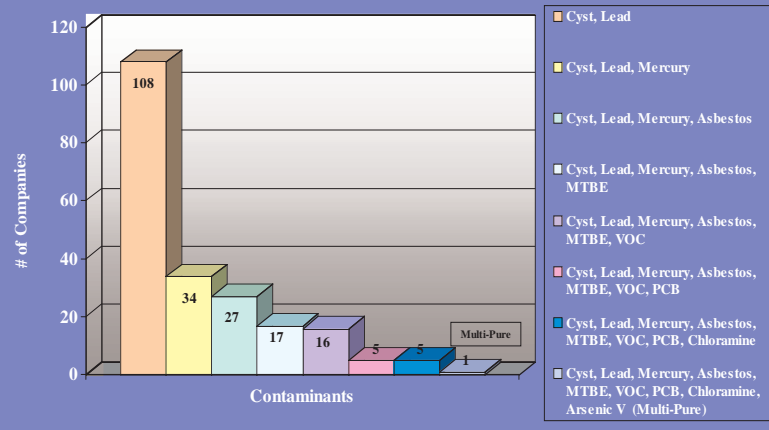
## Listings by Combinations of Contaminants



NSF Online Listings  
February 12, 2008

### Chart C

## Manufacturers by Combinations of Contaminants



NSF Online Listings  
February 12, 2008

### Chart D

# Comparing Drinking Water Systems Certified Performance Says It All

Testing programs and standards developed by NSF International provide a basis for evaluating and comparing drinking water treatment units. Although thousands of drinking water systems have been tested and certified, only a few are certified to reduce a wide range of contaminants. These charts summarize NSF Listings by standard, by single contaminants, and by combinations of contaminants.

Only Multi-Pure Drinking Water Systems are certified to reduce Lead, Mercury, Cyst, Asbestos, VOC, MTBE, PCB, Chloramine, and Arsenic V. By carefully reviewing the certification of a product, consumers can make an informed decision about the drinking water treatment device that will provide the performance they need.

### NSF Listings by Standard - Chart A

By Standard	Products
Aesthetics, Standard 42	3609
Health Effects, Standard 53	1031
Reverse Osmosis, Standard 58	724
Distillation, Standard 62	1
<b>Total</b>	<b>5365</b>

### NSF Listings by Contaminant - Chart B

By Single Contaminants	Number of Products			
	Health Effects	Reverse Osmosis	Distillers	Total
PCB	85	0	0	85
Chloramine	117	0	0	117
Arsenic	20	155	1	176
VOC	185	15	0	200
MTBE	242	4	0	246
Mercury	384	0	1	385
Asbestos	498	32	0	530
Lead	534	184	1	719
Cyst	918	184	0	1102
Chlorine	1724	0	0	1724

### NSF Listings by Combinations of Contaminants - Chart C

By Combination of Contaminants	Number of Products			
	Health Effects	Reverse Osmosis	Distillers	Total
Cyst, Lead	482	173	0	655
Cyst, Lead, Mercury	305	0	0	305
Cyst, Lead, Mercury, Asbestos	260	0	0	260
Cyst, Lead, Mercury, Asbestos, MTBE	166	0	0	166
Cyst, Lead, Mercury, Asbestos, MTBE, VOC	92	0	0	92
Cyst, Lead, Mercury, Asbestos, MTBE, VOC, PCB	69	0	0	69
Cyst, Lead, Mercury, Asbestos, MTBE, VOC, PCB, Chloramine	69	0	0	69
Cyst, Lead, Mercury, Asbestos, MTBE, VOC, PCB, Chloramines, <b>Arsenic V</b>	20	0	0	20


All 20 models  
Multi-Pure

### NSF Listings by Manufacturers by Combinations of Contaminants - Chart D

By Combination of Contaminants	Number of Companies			
	Health Effects	Reverse Osmosis	Distillers	Total
Cyst, Lead	62	46	0	108
Cyst, Lead, Mercury	34	0	0	34
Cyst, Lead, Mercury, Asbestos	27	0	0	27
Cyst, Lead, Mercury, Asbestos, MTBE	17	0	0	17
Cyst, Lead, Mercury, Asbestos, MTBE, VOC	16	0	0	16
Cyst, Lead, Mercury, Asbestos, MTBE, VOC, PCB	5	0	0	5
Cyst, Lead, Mercury, Asbestos, MTBE, VOC, PCB, Chloramine	5	0	0	5
Cyst, Lead, Mercury, Asbestos, MTBE, VOC, PCB, Chloramines, <b>Arsenic V</b>	1	0	0	1

Multi-Pure

Charts are based on NSF online listings on February 12, 2008.  
For more information, go to NSF International website: [www.nsf.org](http://www.nsf.org)



**Multi-Pure Drinking Water Systems**  
The Las Vegas Technology Center  
7251 Cathedral Rock Drive  
Las Vegas, NV 89128  
800-622-9206  
[www.multipure.com](http://www.multipure.com)